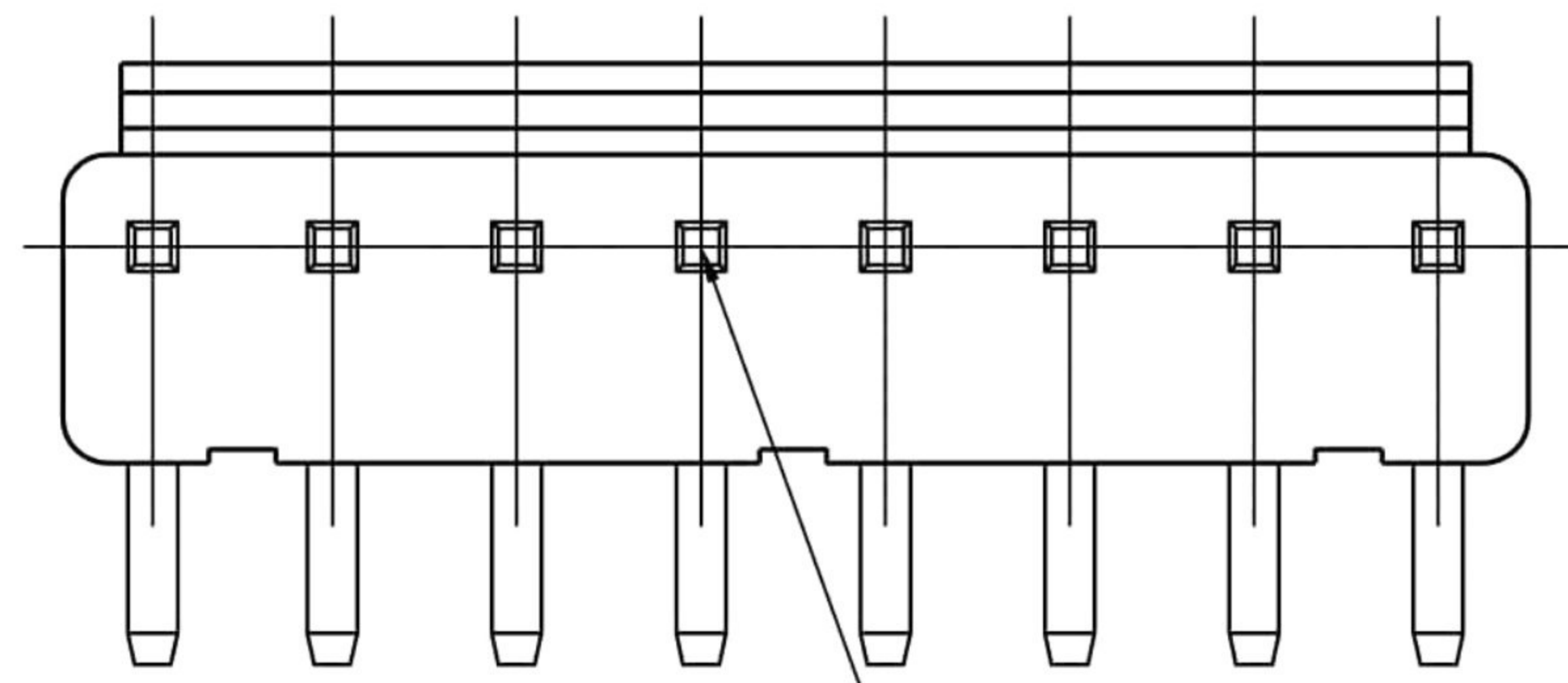


1 2 3 4 5 6 7 8

A

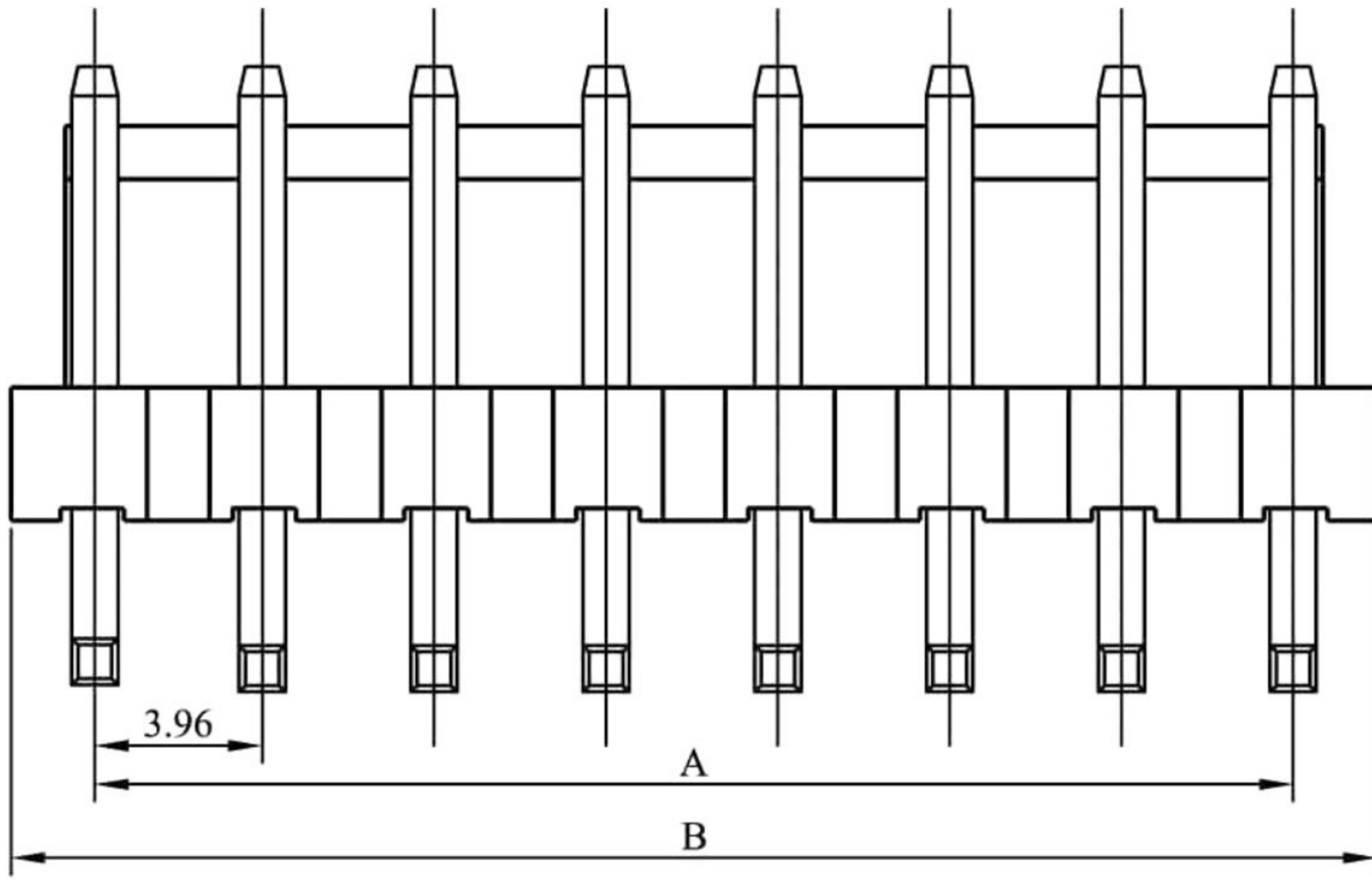


1.14mm Square Pin

B

C

D



3.96

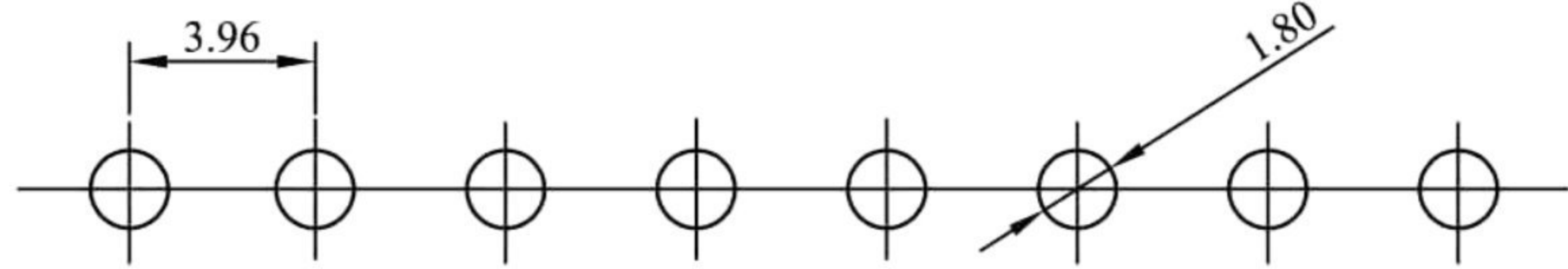
A

B

E

F

G



3.96

1.80

PCB LAYOUT COMPONENT SIDE

H

1 2 3 4 5 6 7 8

Specifications

- Current Rating: 5A AC, DC
- Voltage Rating: 250V AC Maximum
- Operating Temp: -25°C ~ +85°C
- Contact Resistance: 20MΩ Max
- Insulation Resistance: 1000MΩ Min
- Dielectric Withstanding Voltage: 1500V AC,DC Min
- Terminal Material: Brass/Tin-plated
- Material: Nylon 66, UL94V-0

A

B

C

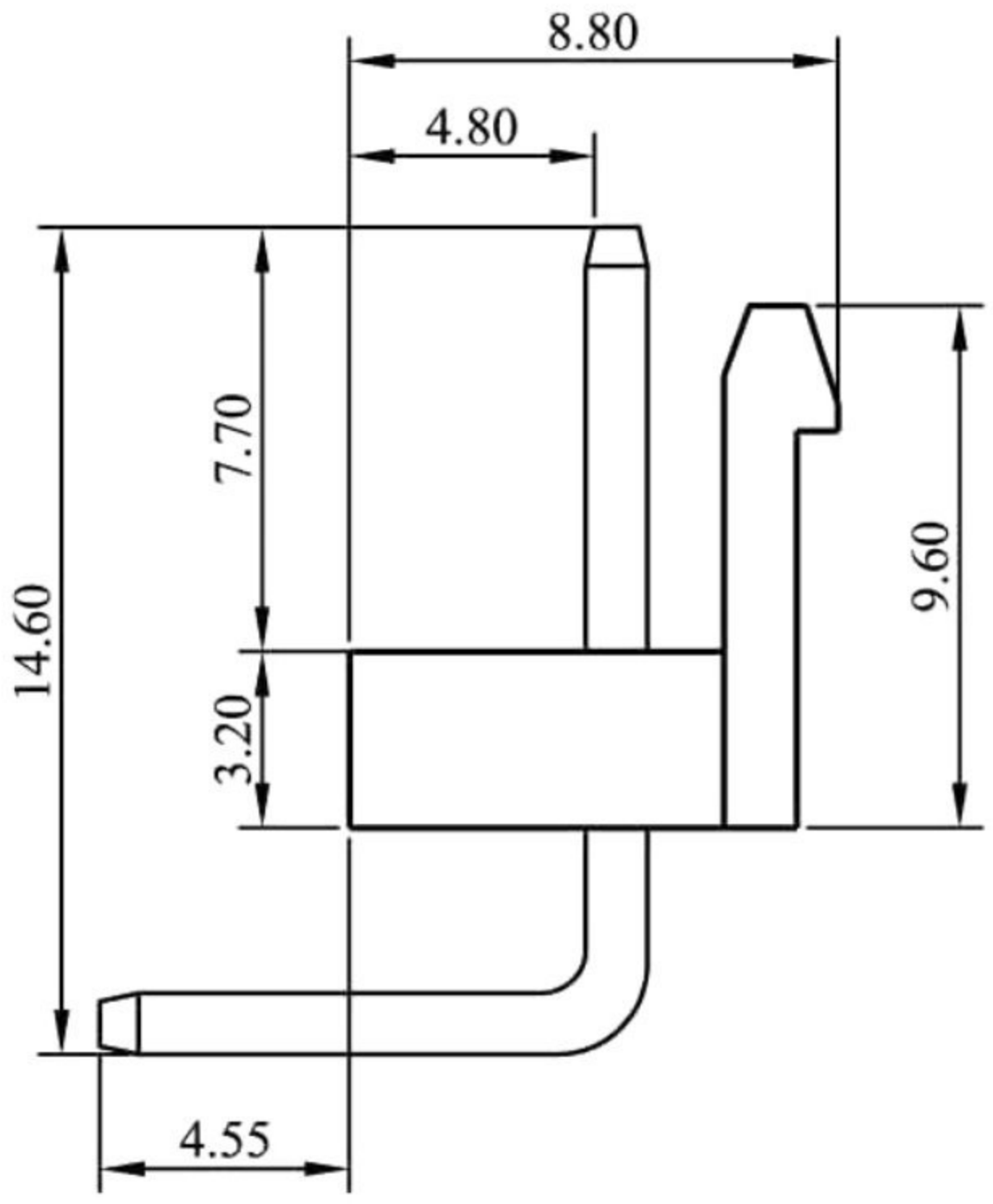
D

E

F

G

H



8.80

4.80

14.60

4.55

9.60

Poles	Dimension mm (in.)	
	A	B
2	3.96 (0.156)	7.92 (0.312)
3	7.92 (0.312)	11.92 (0.469)
4	11.88 (0.468)	15.84 (0.624)
5	15.84 (0.624)	19.84 (0.781)
6	19.80 (0.780)	23.80 (0.937)
7	23.76 (0.935)	27.88 (1.098)
8	27.72 (1.074)	31.74 (1.250)
9	31.68 (1.247)	35.86 (1.412)
10	35.64 (1.403)	39.90 (1.571)
11	39.60 (1.559)	43.84 (1.726)
12	43.56 (1.715)	47.92 (1.887)
13	47.52 (1.871)	51.72 (2.036)
14	51.48 (2.027)	55.92 (2.202)

RoHS
Compliant

HSM 玄茂科技股份有限公司
HSUAN MAO TECHNOLOGY CO., LTD.

APPD. 核准 HELEN
DWG. 製圖 ABBY
DATE 制表日 2012/07/17

SCALE 比例 參考
UNIT 單位 MM
PAGE 張數 1 OF 1

TOLERANCE 容許公差
.0 ± 0.25
.00 ±
ANG. ±

SIZE. 紙張尺寸 A 4
REV. 版次 B

PART NAME 品名
JST VH 3.96mm WAFER XXP
RIGHT ANGLE TYPE WITH LOCKING RIBS
TIN PLATED WHITE COLOR ROHS

PART NO. 料號
W3966-XXPRTW00R