

IEC Appliance Outlet J, Snap-in/Screw-on Mounting, Front Side, Solder or Quick-connect Terminal

V-Lock

**Description**

- Panel Mount:
Snap-in or screw-on mounting, from front side
- 1 Function:
Connector, Pin temperature 70 °C Protection class I
- Solder terminals or quick connect terminals

Approvals

- UL File Number: E103791

Characteristics

- Qualified for use in equipment according IEC/EN 60950

Other versions on request

- Other panel thickness
- For protection class II
- Types for enhanced glow wire test requirements acc. IEC 60695-2-11 to -13 for the use in unattended household equipment acc. IEC 60335-1
- Variant with notch for V-Lock mating Cordsets

References

Substitute for type [0723](#); [5216](#)

Weblinks

[pdf](#), [html](#), [General Product Information](#), [Approvals](#), [RoHS](#), [CHINA-RoHS](#), [Mating Connectors](#), [e-Store](#), [SCHURTER-Stock-Check](#), [Distributor-Stock-Check](#), [Accessories](#), [Wire Harness](#)

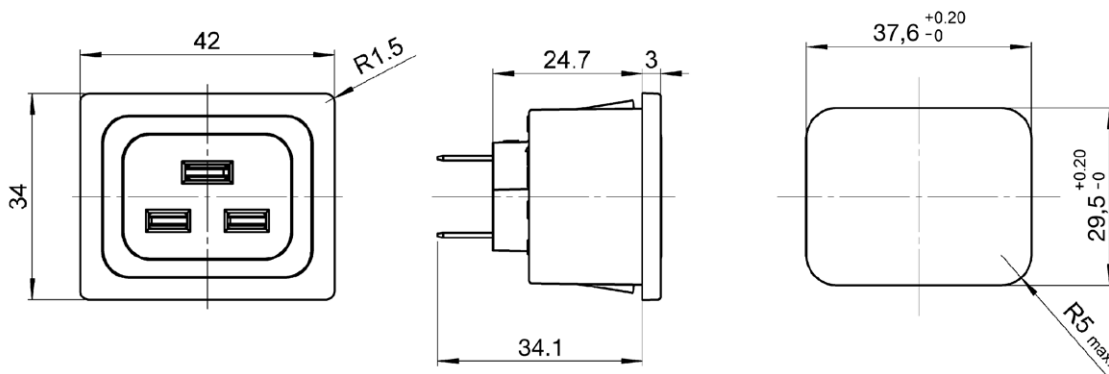
Newly available variants corresponding to V-Lock mating cordset. The connector is equipped with a notch intended for use with the latching cordset. The cord latching system prevents against accidental removal of the cordset.

Technical Data

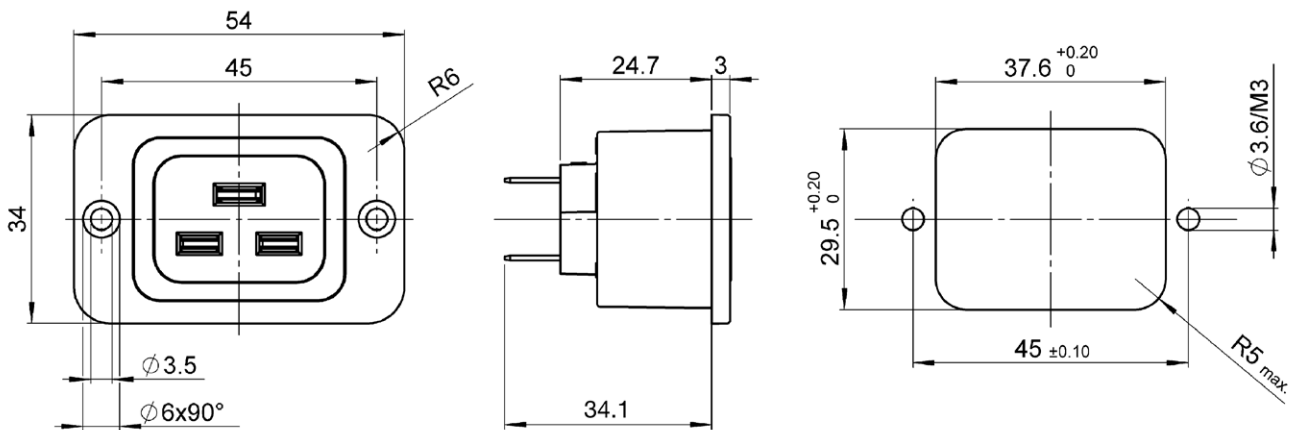
Ratings IEC	16A / 250VAC; 50Hz	Appliance Outlet	J acc. to IEC/EN 60320-2-2
Ratings UL/CSA	20A / 250VAC; 60Hz		UL 498, CSA C22.2 no. 42 (for cold conditions) pin-temperature 70 °C, 16A, Protection Class 1
Dielectric Strength	> 2.5kVAC between L-N > 3kVAC between L/N-PE (1 min/50Hz)		
Allowable Operation Temp.	-25°C to 70°C		
Protection Class	Suitable for appliances with protection class 1 or 2 acc. to IEC 61140		
Terminal	Solder terminals or quick connect terminals		
Panel Thickness s	Screw: max 8 mm Mounting screw torque max 0.5Nm Snap-in: 0.8mm to 3mm		
Material: Housing	Thermoplastic, black, UL 94V-0		

Dimensions

Snap-in mounting from front side



Screw-on mounting from front side



Variants

Panel mounting	Panel Thickness s [mm]	Terminal	Protection Class	Order Number
Screw	-	Quick connect terminals 6.3 x 0.8 mm	1	4797.0000
Screw	-	Solder terminals	1	4797.3000
Snap-in	1.5	Quick connect terminals 6.3 x 0.8 mm	1	4797.0015
Snap-in	2	Quick connect terminals 6.3 x 0.8 mm	1	4797.0020
Snap-in	2.5	Quick connect terminals 6.3 x 0.8 mm	1	4797.0025
Snap-in	2	Solder terminals	1	4797.3020
Snap-in	2.5	Solder terminals	1	4797.3025


".01" corresponds to the version with V-Lock mating cordset. The connector is equipped with a notch intended for use with the latching cordset. The cord latching system prevents against accidental removal of the cordset.

Articles for enhanced glow wire test requirements acc. IEC 60695-2-11 to -13 can be ordered with ending ".15" (xxxx.xxx.15). They are suitable for the use in unattended household equipment acc. IEC 60335-1.

Packaging unit 50 Pcs

Accessories

Description



Assorted Covers
Rear Cover

0859.0075



Wire Harness
Wire harness for SCHURTER products



Cord retaining kits
Cord retaining strain relief

Countersunk, J
Flat head, L

4700.0009

4700.0011

Mating Inlets/Plugs

Category / Description

PlugOverview complete



IEC Plug I, Cord Connector (Rewireable), Straight
IEC Plug I, Cord Connector (Rewireable), Angled
IEC Plug I, Cord Connector (Rewireable), Straight
IEC Plug I, Cord Connector (Rewireable), Angled
IEC Plug I, Cord Connector (Rewireable), Straight

0106

1611

1612

4789

4796

[Plugfurther types to4797](#)